



Product features:

- 304 grade brushed stainless steel construction
- Custom designed for lower to mid pressures
- Connects to any water supply, works independently of the tap
- Single spray pattern showerhead
- Grey nylon spout hose for stylish durability

Additional information / Parts included:

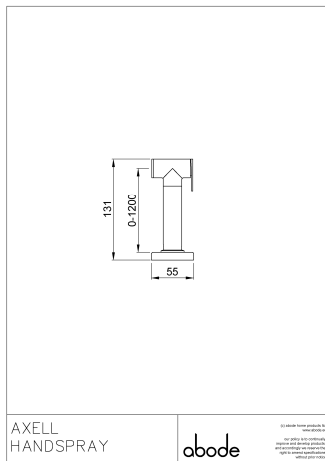
Packaged properties:

Box length: 240mm **Box depth:** 75mm
Box width: 210mm **Units per outer:** 10

Tap only weight: 0.268kg

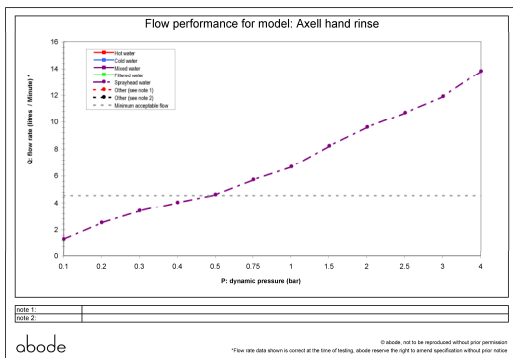
Boxed weight: 0.986kg

Product dimensions:



- **Overall Height / projection:** 131 mm
- **Exit reach:** 0-1200 mm
- **Exit height:** 108 mm
- **Centre distance(s):**
- **Base diameter(s):** 55 mm
- **Recommened hole diameter:** Ø 35 mm
- **Max. surface depth:** 40 mm
- **Spout diameter:** n/a mm
- **Spout aerator size:** n/a

Product flow characteristics:



- **Min / Max water pressure:** 0.50 / 2 bar
- **Recommened / Max water temperature:** 46°C / 70°C
- **Part G - Mixed flow rate at 3 bar (litres / min):** 11.90
- **Control valve type:** Trigger
- **Product flow characteristics:** Single flow
- **Non return valve(s):** 1 x NRV supplied
- **Aerator type:** Metal spray diffuser
- **Accepts revolve / spray areator:** No
- **Spout connection method:** N/a
- **Tail pipe inlet / outlet size:** M15 / 1/2" BSP Male
- **Inlet pipe type / length:** flexible stainless braided hose / 1200 mm

Order code:	Chrome	Brushed Nickel	English Gold	Antique Bronze	Stainless Steel
	Chrome & Black Detail	Chrome & White Detail	Gloss White	Matt Black (non granite)	Granite Black

Warranty Summary (Full details available on request):

- Materials and workmanship defects warranted for 5 years
- Valves and working parts warranted for 2 years
- Surface warranty defects warranted for 1 year
- O-rings, hoses & gaskets warranted for 1 year

Care instructions:

- Clean the mixers and showers regularly as required, using soap, do not use any other cleaners.
- Regular cleaning will prevent the build up of lime scale and dirt
- After cleaning rinse thoroughly with clean water to remove any cleaner residue
- Residues of sink & worktop cleaners can also cause damage, so rinse with clean water after using, avoid contact with any abrasives



Product features:

- Metal & ABS construction
- Custom designed for lower to mid pressures
- Connects to any water supply, works independently of the tap
- Single spray pattern showerhead
- Grey nylon spout hose for stylish durability

Additional information / Parts included:

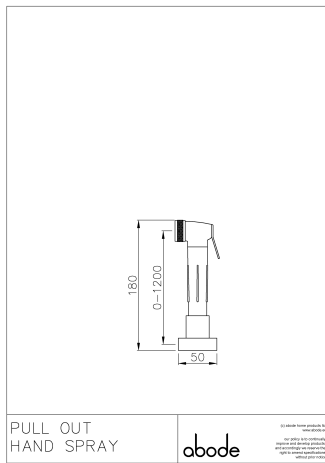
Packaged properties:

Box length: 420mm **Box depth:** 75mm
Box width: 240mm **Units per outer:** 5

Tap only weight: 0.46kg

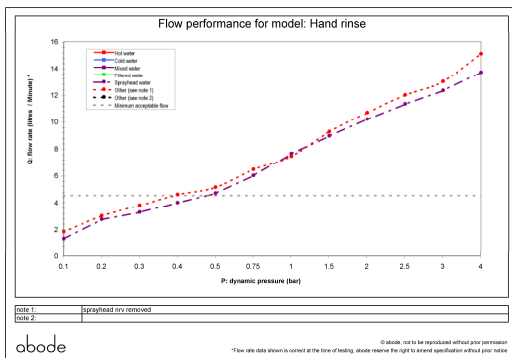
Boxed weight: 1.354kg

Product dimensions:



- **Overall Height / projection:** 180 mm
- **Exit reach:** 0-1200 mm
- **Exit height:** 160 mm
- **Centre distance(s):**
- **Base diameter(s):** 50 mm
- **Recommened hole diameter:** Ø 35 mm
- **Max. surface depth:** 40 mm
- **Spout diameter:** n/a mm
- **Spout aerator size:** n/a

Product flow characteristics:



- **Min / Max water pressure:** 1.00 / 2 bar
- **Recommened / Max water temperature:** 46°C / 70°C
- **Part G - Mixed flow rate at 3 bar (litres / min):** 12.33
- **Control valve type:** Trigger
- **Product flow characteristics:** Single flow
- **Non return valve(s):** Integral to spray head
- **Aerator type:** Metal jet head
- **Accepts revolve / spray areator:** No
- **Spout connection method:** N/a
- **Tail pipe inlet / outlet size:** 1/2" Male / 1/2" BSP Female
- **Inlet pipe type / length:** flexible stainless braided hose / 1800 mm

Order code:	Chrome AT1100	Brushed Nickel AT1101	English Gold 	Antique Bronze 	Stainless Steel
	Chrome & Black Detail 	Chrome & White Detail 	Gloss White 	Matt Black (non granite) 	Granite Black

<p>Warranty Summary (Full details available on request):</p> <ul style="list-style-type: none"> • Materials and workmanship defects warranted for 5 years • Valves and working parts warranted for 2 years • Surface warranty defects warranted for 1 year • O-rings, hoses & gaskets warranted for 1 year 	<p>Care instructions:</p> <ul style="list-style-type: none"> • Clean the mixers and showers regularly as required, using soap, do not use any other cleaners. • Regular cleaning will prevent the build up of lime scale and dirt • After cleaning rinse thoroughly with clean water to remove any cleaner residue • Residues of sink & worktop cleaners can also cause damage, so rinse with clean water after using, avoid contact with any abrasives
---	--